

## Sherborn Town Center Housing Study

### Community Workshop

Wednesday, June 8<sup>th</sup>, 2016  
Sherborn Town Hall, 2<sup>nd</sup> Floor  
7:00 – 8:30 PM

*Please write down your thoughts about what makes (or would make) Sherborn Town Center great? Please write your answer in the bubble below using **a maximum of five descriptive words**. Hand in your sheet at the end of the workshop. Thanks!*







**What makes a great Town  
Center for Sherborn? ...**



**Sherborn Town Center Housing Study**  
**Community Workshop**  
 Wednesday, June 8<sup>th</sup>, 2016

Please write down your preferences regarding the following (6) housing types for areas around Town Center. Use each number only once.  
 Rank each housing type 1 (best) through 6 (worst). Hand in your sheet at the end of the workshop. Thanks!

**Please rank the following housing types:**







| Type                  | Diagram   | Rank for Town Center |
|-----------------------|---|----------------------|
| In-law Apartments     |    |                      |
| Two Family Home       |    |                      |
| Clustered Housing     |   |                      |
| Mixed-use Residential |  |                      |
| Townhouse             |  |                      |
| Multi-Family          |  |                      |



**Sherborn Town Center Housing Study**  
**Community Workshop**  
 Wednesday, June 8<sup>th</sup>, 2016

Please write down your preferences regarding the *potential location* of the following (6) housing types around Town Center. List each type of location (A, B, C, D, E and/or F) where the housing type would seem appropriate to you. Hand in your sheet at the end of the workshop.

- A Town Center**
  - Frontage on Main St. or Washington St. in core area
- B Town Center Connected**
  - Frontage on side street that connects to Main St. core area
- C Town Center Adjacent**
  - Location that may connect to Town Center via other abutting parcels
- D Study Area Primary Street**
  - Frontage on a street directly linked to Main Street (ex: Hunting Lane)
- E Study Area Secondary Street**
  - Frontage on a street not directly linked to Main Street (ex: Green Lane)
- F Nowhere or Other**
  - Not appropriate for the potential locations described

| Type                  | Diagram   | Appropriate Site Types |
|-----------------------|---|------------------------|
| In-law Apartments     |    |                        |
| Two Family Home       |    |                        |
| Clustered Housing     |   |                        |
| Mixed-use Residential |  |                        |
| Townhouse             |  |                        |
| Multi-Family          |  |                        |

